

# ROADX



**ROADX**  
TYRE

WEST HAM UNITED GLOBAL TYRE PARTNER

TRUCK AND BUS  
TYRE CATALOGUE





## TABLE OF CONTENTS

- 4 **RH621** REGIONAL / LONG HAUL STEER TRAILER
- 6 **RT785** REGIONAL DRIVE
- 8 **HD780** LONG HAUL DRIVE
- 9 **DX671** REGIONAL TRAILER
- 10 **DX670** LONG HAUL STEER/TRAILER
- 11 **AP865** ON OFF ROAD ALL-POSITION
- 12 **AP866** ON OFF ROAD ALL-POSITION
- 13 **MS661** ON OFF ROAD DRIVE
- 14 **MS663** ON OFF ROAD DRIVE
- 15 **MS667** ON OFF ROAD DRIVE
- 16 **DT990** OFF ROAD DRIVE
- 17 **RU650** URBAN ALL-POSITION



**ROADX**  
TYRE

WEST HAM UNITED GLOBAL TYRE PARTNER



# RH621 REGIONAL / LONG HAUL STEER/TRAILER

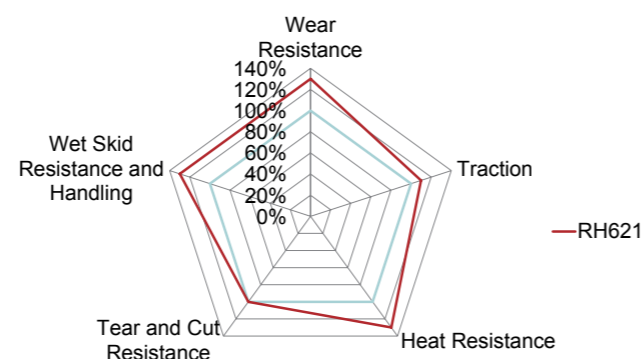


WEST HAM UNITED GLOBAL TYRE PARTNER

Steer position tyre for medium and long distance travel on good road applications. Tread compounding effectively improves wear resistance. Unique shoulder and sipe design promote even shoulder wear. Widened running surface improves traction.

### TYRE FEATURES

- 1 Groove and sipe design improve tyre grip.
- 2 The widened running surface improves pressure distribution for better grounding performance.
- 3 Designs at the bottom of the main grooves improve handling and driving comfort.
- 4 The widened shoulders and shallow groove design effectively dissipate heat to promote even shoulder wear.



Size	Standard Rim	PR	Load				Pressure		Load Index	TreadDepth (mm)	Speed Grade	RR	WG	NG DB	NG
			KG		lbs		kPa	psi							
			S	D	S	D									
245/70R19.5	19.5	16PR	2240	2120	4940	4675	830	120	136/134	13	M	D	C	70	1
275/70R22.5	22.5	16PR	3150	2900	6940	6395	900	130	148/145	14.5	M	D	C	71	1
205/75R17.5	17.5	14PR	1600	1500	3525	3305	750	120	124/122	13	M	D	C	70	1
215/75R17.5	17.5	16PR	2180	2060	4805	4540	860	125	135/133	12.5	L	D	C	70	1
215/75R17.5	17.5	14PR	1700	1600	3750	3525	700	120	126/124	12.5	M	D	C	70	1
215/75R17.5	17.5	16PR	1800	1700	3970	3750	750	110	128/126	12.5	M	D	C	70	1
235/75R17.5	17.5	18PR	2725	2575	6005	5675	860	120	143/141	13	L	D	C	70	1
235/75R17.5	17.5	16PR	2000	1900	4410	4190	760	110	132/130	13	M	D	C	70	1
265/70R19.5	19.5	18PR	2725	2575	6005	5675	900	130	143/141	13.5	J	D	C	70	1
265/70R19.5	19.5	16PR	2500	2360	5510	5205	760	110	140/138	13.5	M	D	C	70	1
285/70R19.5	19.5	18PR	3350	3150	7390	6940	900	130	150/148	13	K	C	C	71	1
285/70R19.5	19.5	16PR	3000	2800	6610	6175	900	130	146/144	13	M	C	C	71	1
295/80R22.5	22.5	18PR	3550	3250	7830	7165	900	130	152/149	16	M	C	C	71	1
295/80R22.5	22.5	18PR	3750	3250	8270	7160	850	123	154/149	16	M	C	C	71	1
315/70R22.5	22.5	18PR	4000	3350	8820	7385	900	130	156/150	15.5	L	C	C	71	1
315/70R22.5	22.5	16PR	3550	3150	7830	7385	900	130	152/148	15.5	M	C	C	71	1
315/80R22.5	22.5	18PR	4000	3350	8820	8050	850	125	156/150	16.5	L	C	C	71	1

# RT785 REGIONAL DRIVE

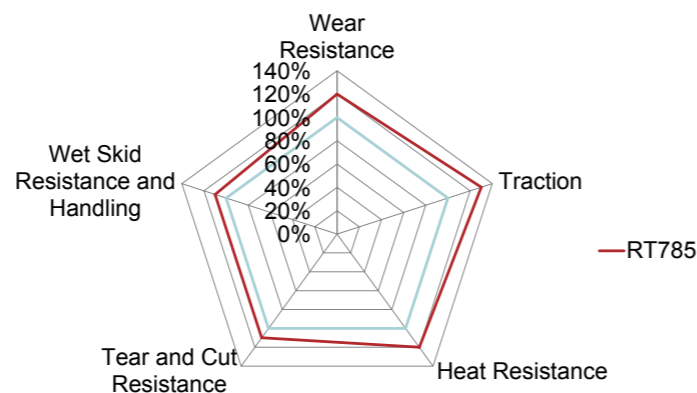


WEST HAM UNITED GLOBAL TYRE PARTNER

Tread compounding designed for high wear and heat resistance. Deepened pattern design improves effective mileage. The rib design reinforces block strength to promote even tread wear and reduce the occurrence of block drop-off.

**TYRE FEATURES:**

- 1 Sipe design located on the blocks reduce heat generation.
- 2 Wide groove design effectively improves self-cleaning performance and traction.
- 3 Wide driving surface improves handling performance and safety.
- 4 Connecting ribs between the blocks reduce movement and promote even wear.



Size	Standard Rim	PR	Load				Pressure		Load Index	TreadDepth (mm)	Speed Grade	RR	WG	NG DB	NG
			KG		lbs		kPa	psi							
			S	D	S	D									
205/75R17.5	17.5	14PR	1600	1500	3525	3305	750	109	124/122	15	L	F	C	75	2
215/75R17.5	17.5	16PR	2180	2060	4805	4540	860	120	135/133	15	L	F	C	75	2
215/75R17.5	17.5	14PR	1700	1600	3750	3525	700	100	126/124	15	M	F	C	75	2
235/75R17.5	17.5	18PR	2725	2575	6005	5675	860	120	143/141	15	L	E	C	75	2
235/75R17.5	17.5	16PR	2000	1900	4410	4190	760	110	132/130	15	M	E	C	75	2
225/70R19.5	19.5	14PR	1800	1700	3970	3750	760	110	128/126	15	L	E	C	75	2
245/70R19.5	19.5	16PR	2240	2120	4940	4675	830	120	136/134	15.5	M	E	C	75	2
265/70R19.5	19.5	18PR	2725	2575	6005	5675	900	130	143/141	15.5	J	E	C	75	2
265/70R19.5	19.5	16PR	2500	2360	5510	5205	760	110	140/138	15.5	M	E	C	75	2
285/70R19.5	19.5	18PR	3350	3150	7390	6940	900	130	150/148	16	K	E	C	73	2
285/70R19.5	19.5	16PR	3000	2800	6610	6175	900	130	146/144	16	M	E	C	73	2
295/80R22.5	22.5	18PR	3550	3250	7830	7165	900	130	152/149	22	L	E	C	75	2
315/70R22.5	22.5	18PR	4000	3350	8820	7385	900	130	156/150	20	L	E	C	75	2
315/80R22.5	22.5	20PR	4000	3650	8820	8050	850	125	156/153	22.5	K	E	C	75	2



# HD780 LONG HAUL DRIVE

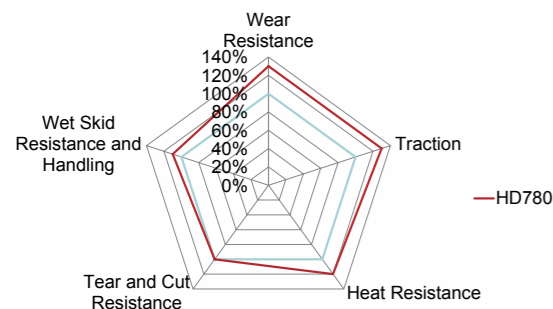


Size	Standard Rim	PR	Load				Pressure		Load Index	TreadDepth (mm)	Speed Grade	RR	WG	NG DB	NG
			KG		lbs		kPa	psi							
			S	D	S	D									
315/70R22.5	22.5	18PR	4000	3350	8820	7385	900	130	156/150	18	L	D	C	74	2
315/80R22.5	22.5	18PR	4000	3350	8820	7385	850	125	156/150	18	L	C	C	74	2
315/80R22.5	22.5	20PR	4000	3650	8820	7385	850	125	156/153	18	K	C	C	74	2

Dive tyre made for medium to long distance travel in good road applications. Tread compounding offers great wear resistance. Variable pitch and sipe design effectively reduce noise emissions. Widened running surface improves overall traction.

**TYRE FEATURES:**

- 1 Central main groove design improve handling and driving comfort.
- 2 Open shoulder pattern and block design improve traction and grip.
- 3 Widened running surface effectively improves ground pressure distribution for greater traction.
- 4 Sipe design reduces noise emissions.



# DX671 REGIONAL TRAILER



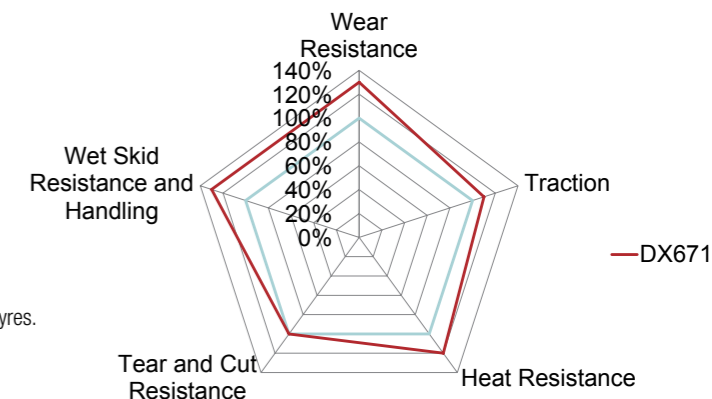

WEST HAM UNITED GLOBAL TYRE PARTNER

Size	Standard Rim	PR	Load				Pressure		Load Index	TreadDepth (mm)	Speed Grade	RR	WG	NG DB	NG
			KG		lbs		kPa	psi							
			S	D	S	D									
385/65R22.5	22.5	20PR	4500		9920		900	130	160	17.5	K	D	A	73	2

Trailer position tyre suitable for medium to long distance travel on good roads. Rubber compounding offers excellent wear resistance. Variable pitch and narrow groove design effectively reduce tyre noise. Widened running surface improves tyre grip;

**TYRE FEATURES :**

- 1 Sipe design improves heat dissipation, grip, and wet skid resistance.
- 2 Four main grooves offer excellent handling performance for directional position tyres.





# DX670

LONG HAUL  
TRAILER/ STEER




Size	Standard Rim	PR	Load				Pressure		Load Index	TreadDepth (mm)	Speed Grade	RR	WG	NG DB	NG
			KG		lbs		kPa	psi							
			S	D	S	D									
435/50R19.5	19.5	20PR	4500		9920		900	130	160	12.5	J	C	B	73	2
445/45R19.5	19.5	20PR	4500		9920		900	130	160	13	J	C	B	73	2
385/55R22.5	22.5	20PR	4500		9920		900	130	160	14.5	K	C	B	73	2
385/55R22.5	22.5	18PR	4250		9370		850	123	158	14.5	L	C	B	73	2
385/65R22.5	22.5	20PR	4500		9920		900	130	160	15.5	K	C	B	73	2
385/65R22.5	22.5	20PR	5000		11000		900	130	164	15.5	K	C	B	73	2
385/65R22.5	22.5	18PR	4250		9370		850	123	158	15.5	L	C	B	73	2

Steer and trailer position tyre suitable for medium to long distance travel on good road applications. Special tread compounding improves wear resistance. Unique shoulder design and deep shoulder sipes promote even wear. Widened running surface improve grounding performance.

### TYRE FEATURES:

- 1 The sipe design provides better grip and wet skid resistance.
- 2 Widened driving surface improves pressure distribution for better grounding performance.
- 3 Zigzag design located at the bottom of the main grooves improve handling and driving comfort.



# AP865

ON OFF ROAD  
ALL-POSITION



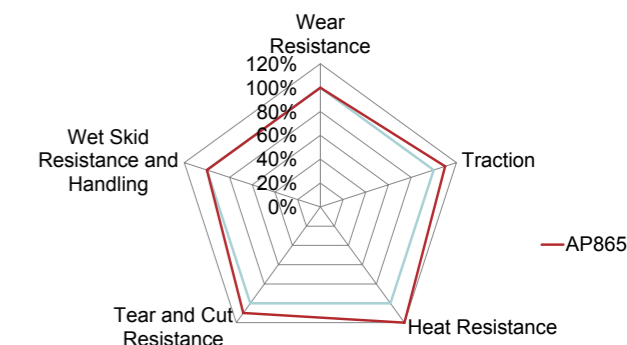
WEST HAM UNITED GLOBAL TYRE PARTNER

Size	Standard Rim	PR	Load				Pressure		Load Index	TreadDepth (mm)	Speed Grade	RR	WG	NG DB	NG
			KG		lbs		kPa	psi							
			S	D	S	D									
13R22.5	22.5	18PR	4000	3350	8820	7385	875	125	156/150	18	L	D	C	72	2

Variable pitch tread design reduces noise emissions. Closed shoulder design ensures great stability and reduced shoulder wear. Improved traction, cut and heat resistance.

### TYRE FEATURES:

- 1 Shoulder notches improve heat dissipation to promote even shoulder wear.
- 2 Small sipe design between tread blocks and grooves better distributes force generated from the road and increases grip.
- 3 Ultra-wide running surface, shoulder design, and tread compounding improve wear resistance.
- 4 The anti-stone groove design reduces stone retention.





# AP866 *ON OFF ROAD ALL-POSITION*



Size	Standard Rim	PR	Load				Pressure		Load Index	TreadDepth (mm)	Speed Grade	RR	WG	NG DB	NG
			KG		lbs		kPa	psi							
			S	D	S	D									
11R22.5	22.5	16PR	3150	2900	6940	6395	850	123	148/145	16	M	D	C	72	2
13R22.5	22.5	18PR	3750	3350	8270	7390	850	125	154/150	16	L	C	C	72	2
315/80R22.5	22.5	20PR	4000	3650	8820	8045	850	125	156/153	16	K	D	C	72	2

The RoadX AP866 is an all-position rib suitable for both on and off-road applications. The AP866 was engineered with extended tread life in mind, and designed to deliver class-leading chip resistance.

**TYRE FEATURES:**

- 1 The large, deep shoulder grooves increase traction.
- 2 The unique tread groove angle and inner groove design significantly improves grip and traction, while also providing great directional stability. This promotes even tyre wear and makes it adaptable to various road surfaces.
- 3 Widened running surface pattern with compounding that provides excellent puncture and abrasion resistance.



# MS661 *ON OFF ROAD DRIVE*



WEST HAM UNITED GLOBAL TYRE PARTNER

Size	Standard Rim	PR	Load				Pressure		Load Index	TreadDepth (mm)	Speed Grade	RR	WG	NG DB	NG
			KG		lbs		kPa	psi							
			S	D	S	D									
12R22.5	22.5	18PR	3550	3250	7825	7165	930	135	152/149	20.5	K	POR			
13R22.5	22.5	20PR	4000	3350	8820	7390	900	130	156/150	22	J	POR			
13R22.5	22.5	18PR	3750	3450	8270	7610	830	120	154/151	22	K	POR			
315/80R22.5	22.5	20PR	4000	3650	8820	8045	850	125	156/153	22	K	POR			

The large, deep pattern design is puncture resistant, has improved block drop-off resistance, and offers excellent traction. Tread groove design effectively prevents stones from being lodged to protect the belt and improve service life. Tread compounding is designed for harsh road conditions, ensuring excellent cut resistance.

**TYRE FEATURES:**

- 1 Large blocks are equipped with grooves that ensure greater traction on non-paved roads.
- 2 Open shoulder design improve self-cleaning performance and traction.
- 3 Connecting block ribs increase tread block rigidity to protect the grooves from tearing.
- 4 Groove nodules located inside the groove and a puncture resistant tread compound effectively protects the tyre from damage.





# MS663 ON OFF ROAD DRIVE

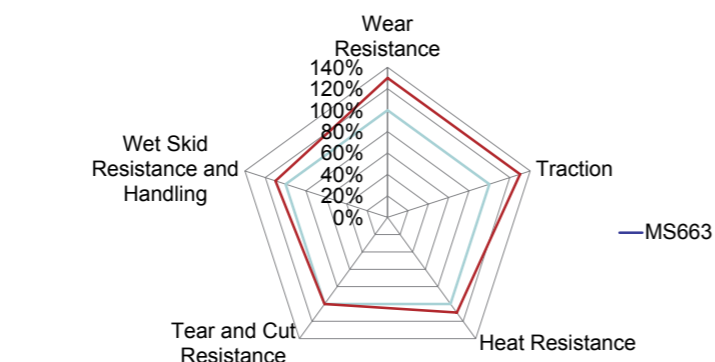


Size	Standard Rim	PR	Load				Pressure		Load Index	TreadDepth (mm)	Speed Grade	RR	WG	NG DB	NG
			KG		lbs		kPa	psi							
			S	D	S	D									
315/80R22.5	22.5	20PR	4000	3650	8820	8045	850	125	156/153	21	K	POR			

Horizontal block pattern improves tyre grip and traction. The deepened tread and compounding that improves wear and tear resistance help improve tyre mileage. High-strength carcass material improves heavy load carrying capacity. Arched groove bottom improves the self-cleaning ability of the tyre to reduce stone retention.

**TYRE FEATURES:**

- 1 Large tread blocks are designed with central grooves to improve traction on non-paved roads.
- 2 Open shoulder design increases self-cleaning performance and traction on non-paved roads.
- 3 Arced groove bottom and tread compounding improve puncture resistance
- 4 Greater material distribution improves overall tyre safety.



# MS667 ON OFF ROAD DRIVE



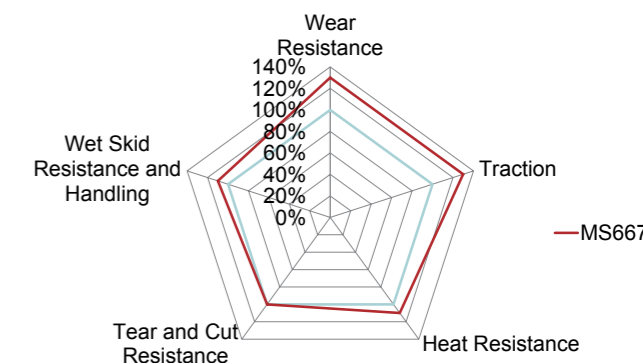
WEST HAM UNITED GLOBAL TYRE PARTNER

Size	Standard Rim	PR	Load				Pressure		Load Index	TreadDepth (mm)	Speed Grade	RR	WG	NG DB	NG
			KG		lbs		kPa	psi							
			S	D	S	D									
13R22.5	22.5	18PR	4000	3350	8820	7385	875	125	156/150	19.5	K	D	B	75	2

Block pattern offers strong grip and traction. Deepened tread pattern with high wear and tear resistance, effectively improve tyre life. High-strength carcass allows for greater load-bearing capacity.

**TYRE FEATURES:**

- 1 Narrow grooves on either side reduce tyre rigidity and promote even wear.
- 2 Shallow groove and block sipe design reduces block hardness and increases grip in wet conditions.
- 3 The deep main grooves extending from the shoulder to the center of the tyre effectively improve grip and traction performance. Shoulder blocks are connected by ribs to prevent tearing and promote even wear.





# DT990 OFF ROAD DRIVE



Size	Standard Rim	PR	Load				Pressure		Load Index	TreadDepth (mm)	Speed Grade	RR	WG	NG DB	NG
			KG		lbs		kPa	psi							
			S	D	S	D									
13R22.5	22.5	18PR	4000	3350	8820	7385	875	125	156/150	23.5	G	POR			

The RoadX DT990 drive tyre has been engineered to perform in demanding conditions such as mining, construction and logging applications. The DT990 features an aggressive multi-lug tread design for exceptional off-road traction and an enhanced rubber compound to resist cuts and chunking. Open shoulder ribs deliver superior stability and resistance to uneven wear. The DT990's deep 31/32" tread depth provides long tread life and an exceptional cost per kilometer.

**TYRE FEATURES:**

- 1 Open shoulder design offers excellent self-cleaning performance and increases grip and traction on non-paved roads.
- 2 Block-connecting ribs increase tyre rigidity and improves tear resistance.
- 3 Deepened grooves improve grip and traction in off-road conditions.



# RU650 URBAN ALL-POSITION M+S



WEST HAM UNITED GLOBAL TYRE PARTNER

Size	Standard Rim	PR	Load				Pressure		Load Index	TreadDepth (mm)	Speed Grade	RR	WG	NG DB	NG
			KG		lbs		kPa	psi							
			S	D	S	D									
275/70R22.5	22.5	16PR	3150	2900	6940	6395	900	130	148/145 (152/148)	20.5	J(E)	D	B	72	2

**TYRE FEATURES :**

- 1 Optimized ECO profile reduces tyre rolling resistance for greater fuel economy.
- 2 Tread pattern is designed to improve the wet-skid resistance of the tyre for greater safety.
- 3 Tyre tread formula focuses on improving wear and tear resistance.
- 4 Tread pattern arrangement effectively reduces noise emissions for a more comfortable ride.
- 5 The improve inner-liner layer greatly improves tyre durability.
- 6 High-strength carcass materials and enhanced belt design greatly improve long-distance driving and safety.









**ROADX**

**ROADX**

# CERTIFICATE

RoadX Truck Tyres Manufacturer Quality Guarantee

**6 YEARS**

- ✘ The RoadX truck tyre guarantee applies to all replacement truck tyres that are used in road traffic and are classified with the serial number from the department of transport.
- ✘ All tyres in question are covered against defects in workmanship and materials under this guarantee.
- ✘ This guarantee is valid for the service life of the original tread depth up to the wear limit of 1.6 mm.
- ✘ If the original tread wear is 2 mm or less, the refund will be 100% of the RoadX purchase price. If a tyre is worn by more than 2 mm and there is a guarantee claim, the Sailun Group will refund the tyre proportionately. We multiply the percentage of the remaining usable tread by the current RoadX purchase price at the time the claim is submitted to the Sailun Group.



1.11.19

DATE

SIGNATURE



**ROADX**  
TYRE

WEST HAM UNITED GLOBAL TYRE PARTNER